



Air Cargo Industry in LAC

Heloisa Diniz

Chair of ALTA Emergency Response Group
Business Continuity and Crisis Management
Coordinator at Gol Linhas Aéreas



Contribute to develop a safer, cost efficient, profitable and sustainable environment for airlines based in Latin America and the Caribbean.

+ 175 Members
51 Airlines

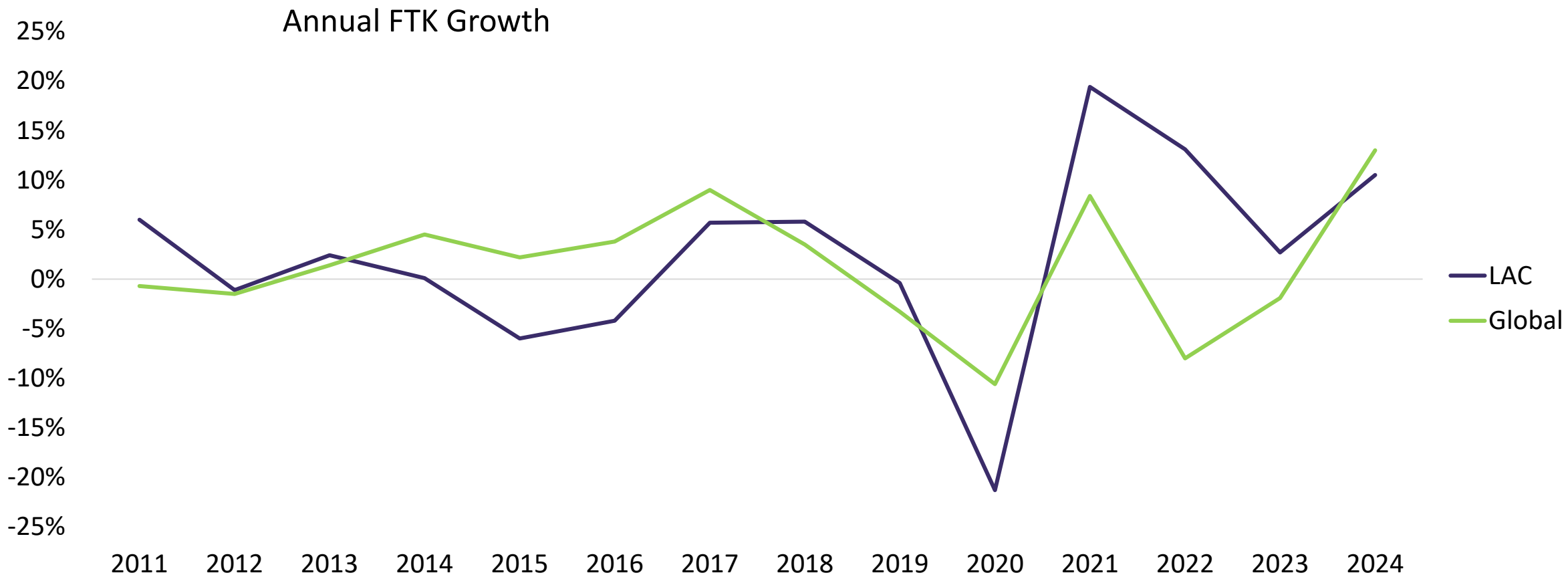
The entire industry chain!

Industry challenges in Latin America and the Caribbean

- ➔ Economic context
- ➔ Cost competitiveness
- ➔ Saturated infrastructure
- ➔ Net-zero goals

Regional Air Cargo Snapshot

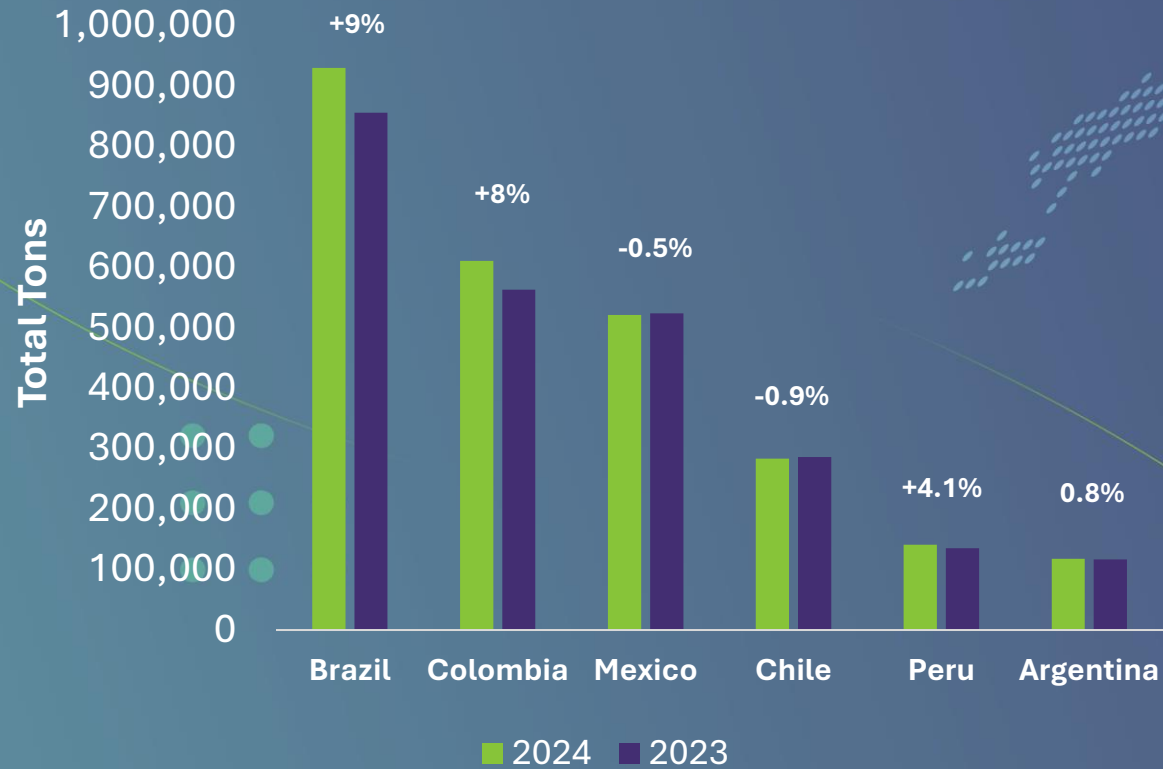




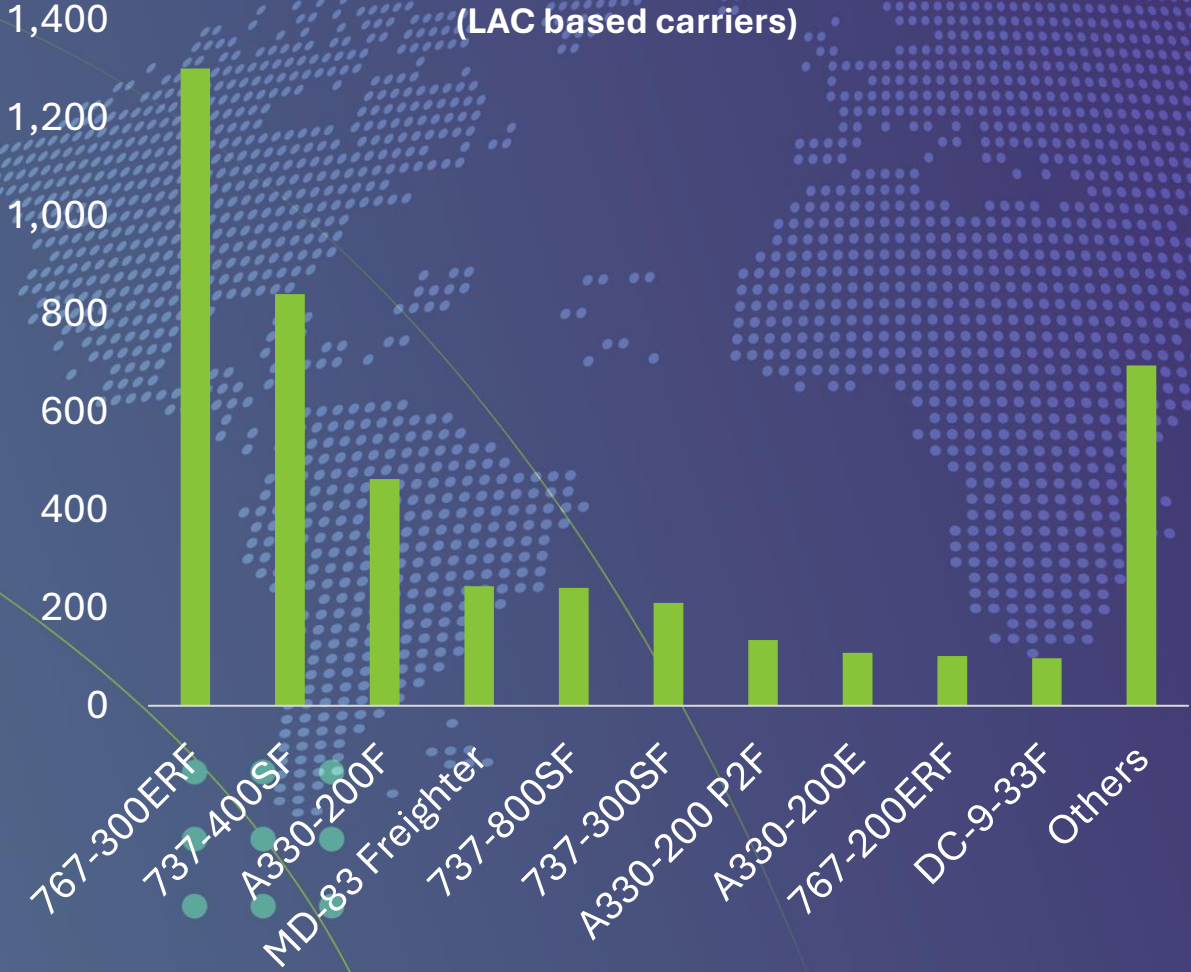
Top Air Cargo Markets in LAC

2024

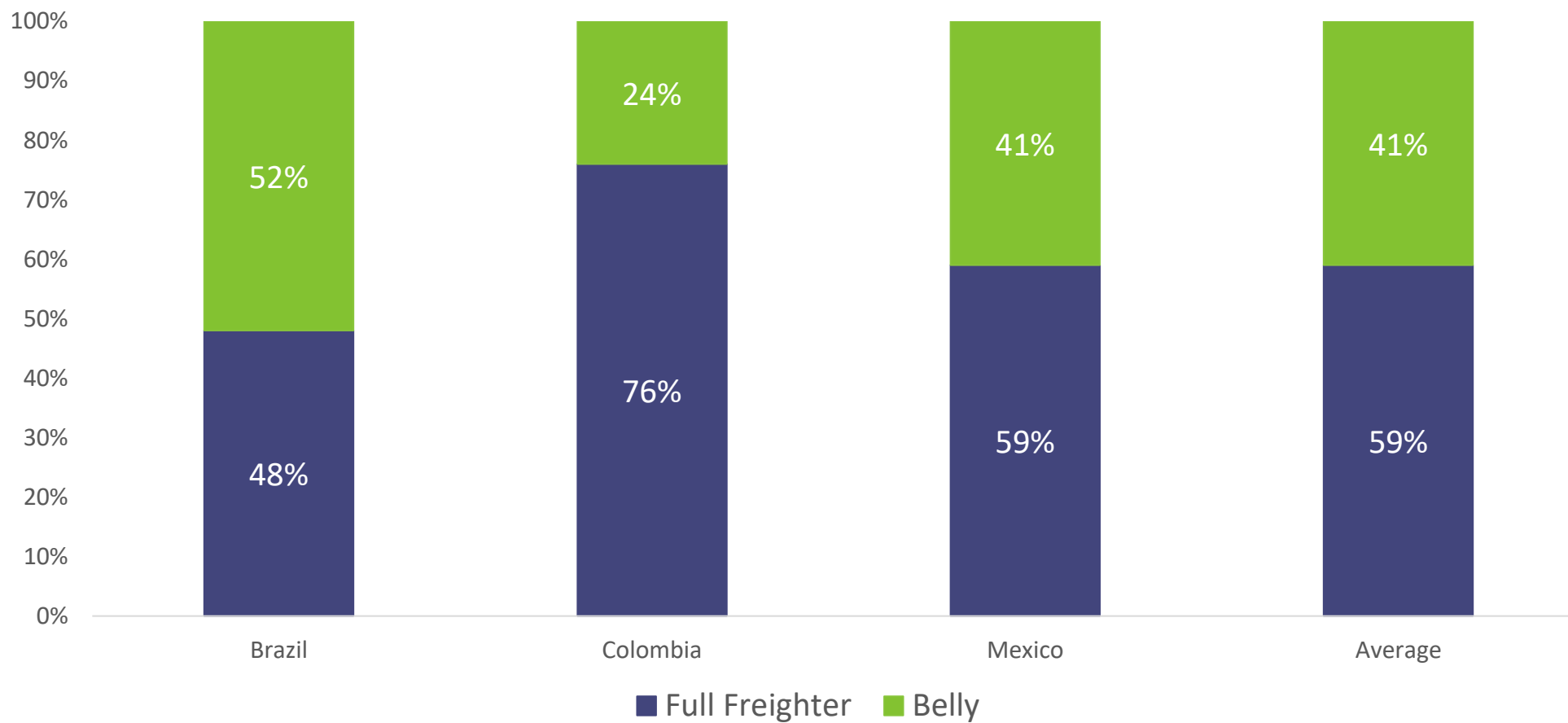
Air Cargo in main markets (ton)
January-august



Installed Cargo Capacity by Aircraft Type
(LAC based carriers)



International Air Cargo Distribution in main markets

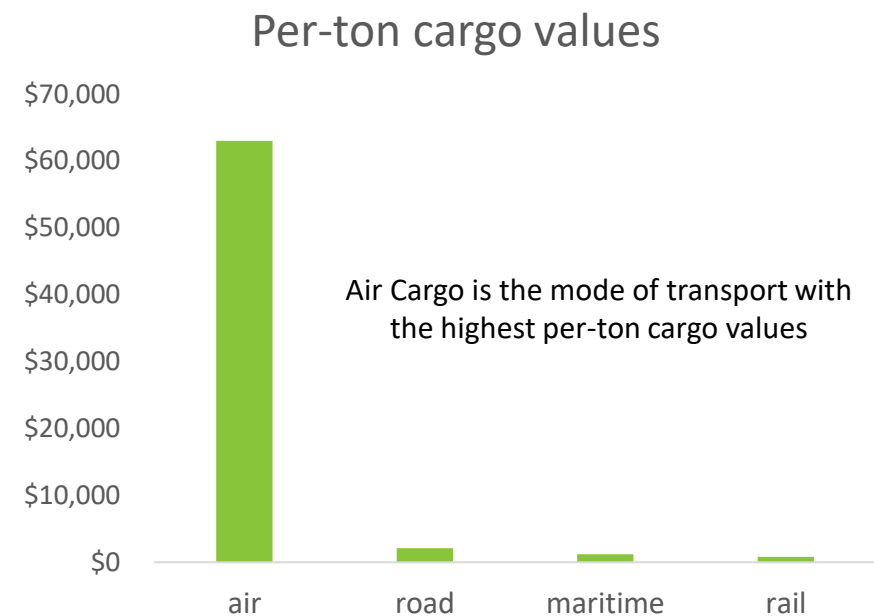
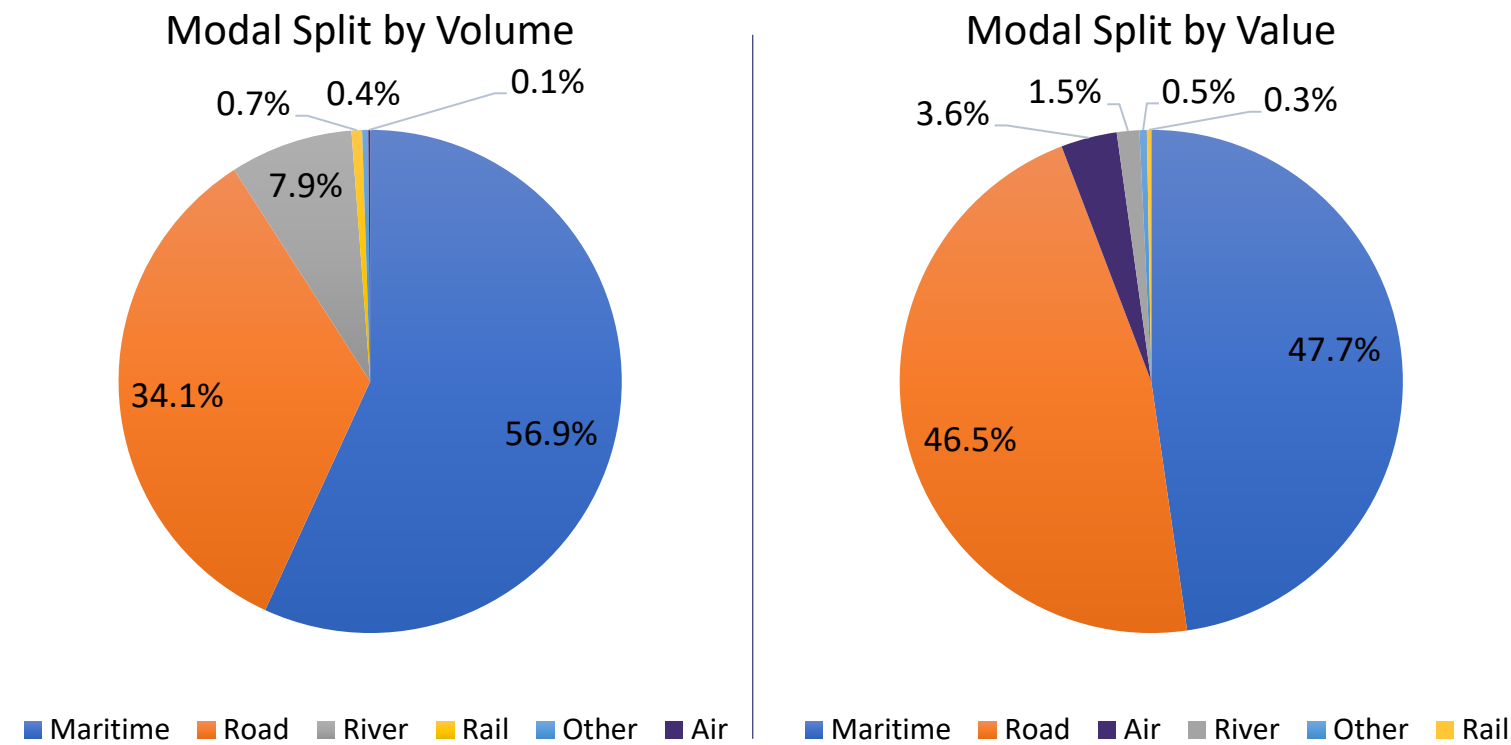


Top Cargo Airports (1st Semester 2024)

Ranking	Airport	Tons 2024	2024 vs 2023
1	BOG	392,634	3.5%
2	GRU	262,338	17.6%
3	NLU	222,286	2519.4%
4	SCL	221,115	1.1%
5	UIO	186,605	5.5%
6	VCP	135,639	-10.7%
7	SJU	129,548	7.4%
8	MEX	116,468	-60.7%
9	LIM	100,962	-0.9%
10	EZE	90,497	4.1%
11	PTY	86,943	23.0%
12	GDL	83,605	-1.2%
13	MDE	61,727	20.6%
14	MAO	53,275	29.6%
15	SJO	49,236	-4.7%
16	SDQ	44,860	8.7%
17	MTY	38,148	3.5%
18	QRO	37,691	-6.2%
19	BQN	32,129	3.5%
20	BSB	31,158	12.4%
21	REC	27,372	14.4%
22	FOR	22,308	23.8%
23	CGH	21,614	28.2%
24	TIJ	18,785	10.3%
25	CUN	18,482	-6.7%

Air Cargo Importance for Intraregional Trade

Although air transport carries only 0.12% of the total volume of intraregional trade, it represents more than 3.6% in terms of value (FOB)



Challenges



World Bank Logistics Performance Index (LPI) Results

Country	General Rank	Customs Rank	Infrastructure Rank	Logistics Rank	Timeliness Rank
Brazil	51	56	47	46	46
Panama	55	47	44	61	58
Chile	59	48	65	56	64
Peru	61	74	80	47	55
Colombia	68	86	59	57	65
Mexico	71	84	63	61	48
Argentina	73	65	67	81	76

Brazil is Best Performing Country in LAC but outside top 50 (>130 countries evaluated)

Humanitarian Assistance









Events' Social and Economics aspects

Social aspects:

- Emotional impact – families, community, and region
- Feeling of insecurity (airline and industry) – confidence in flying decrease
- Collective psychological impact (trauma) – victims, witness, neighbors
- Emotional costs for professionals with the aftermath
- Development of policies (resistance or distrust among travelers)

Economic aspects:

- Costs for the Airline
- Compensation costs
- Impact on reputation (Airline and industry)
- Effect on tourism



<https://pt.vecteezy.com/png-gratis/pessoa-triste>



Foto: Willian Ricardo / Notícias do Dia / Especial / CP

Proper preparation and response are essential to mitigate damage.

“Know all the theories, master all the techniques, but
When you touch a human soul, be just another
human soul”

Carl Jung

Thank you

Heloisa Diniz,CBCP



¡Gracias por la confianza y colaboración!
Esto es solo posible con su apoyo y trabajo en conjunto

